

→
This is
a potato
named
Spud!



Let's Make A Character with Simple Shapes!


Spark your creativity and get in touch with your inner potato
by learning to draw fun characters with simple shapes!

Brought to you by Barbara Nigg and her bud, Spud.

Drawing emotions

Emotions bring your character to life! Faces are kind of like words - we read them to understand how a character is feeling and even what they are thinking. Look at how many different moods and feelings your character can have!

Artists often make faces in the mirror to "see" what an emotion looks like. Try it!



Resting



Happy



Surprised



Sad




Angry



Content



Brave



Lovestruck



Embarrassed



Disgusted



Sleepy



Excited



Dizzy



Hurt



Scared



Thinking



Laughing




Winking



Jealous




Grumpy



Turn the page to try drawing some emotions!

Now you try some emotions!


Draw some emotions. Look at the emotions on the last page to guide you. You can copy mine or draw your own!




Happy



Sad



Excited




Surprised




Disgusted



Brave

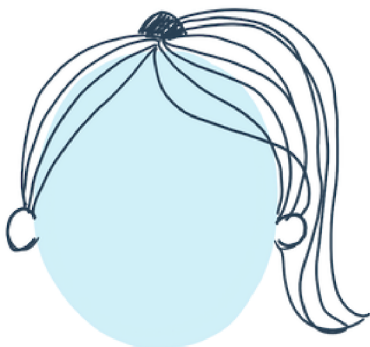


Angry

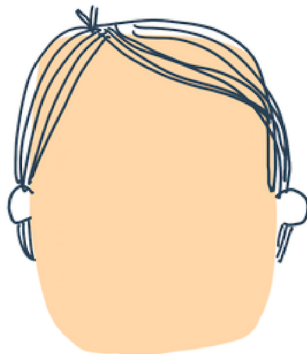


Winking

Draw the emotion that fits the name of each of these characters below!



Suzie Brightside



Dusty McNasty



Pickles von der Giggles

Create a character!

A great way to make a character is to start with a simple shape!

ONE Cool Shape



Lots of different characters!



=



Magician



Bug



Juggler

The trick is to add a face with "emotion" and objects that tells us what your character likes to do!



=



Simple Shape

Face, arms and legs

+



Chef's hat and hair


+



Apron, Spoon, Pot and tomatoes

Now you try!


Start with the face, arms & legs. Then add objects that tell us what your character likes to do!



+





+



Pick a shape

Does one of these shapes give you an idea for a character? Maybe you see a frog or bird? Or an astronaut? Try turning the page around so the shapes look different. Add a face and all the details you like!

Try making even more characters with these shapes.



Hey! Did you see that? When you flip this shape you get ME!




This kinda looks like a frog!



Make your character

Draw your favourite shape in felt pen here. Then add personality by drawing details or objects in pencil crayon.

Add at least one detail or object that makes your character unique.



Add details to your character so your reader can easily see what's unique to your character and what they like to do!



My character's name is: _____

Three words that describe their personality are:

One detail or object that makes my character unique is: _____

My character likes: _____

My character doesn't like: _____